



Building	CAPE SANDS	Document Type	PROCEDURE	Effective Date	01 June 2022
Document	CS-001	Version	01	Revision Date	01 June 2023
Status	Released			Approved By	Martin Bezuidenhout
Title	CAPE SANDS ACCESS CONTROL				

This document replaces	CS-001-00
Reason for revision	The following were changed: This is the first revision after the draft version 00
Destination group	ALL CAPE SANDS RESIDENTS AND BODY CORPORATE MEMBERS

1 PURPOSE

The following is an introduction to the Access System at Cape Sands. The system uses a sim card in a cell phone to communicate to a wireless receiver.

Please note that the handset from A/B and E/F is redundant. The handsets from C/D are still relevant to open the glass door.

2 TERMS AND DEFINITIONS

TERMS	DEFINITIONS
Cape Sands	Residential building located at 202 Beach Road, Strand
Accentronix	A smart access control and security system

3 ABBREVIATIONS

CS - Cape Sands
BM - Building Manager
OTP - One Time Pin

4 RELATED DOCUMENTS AND FORMS

- List applicable documents here

5 REGISTRATION

- Each resident must inform the BM of the cell number(s) that will be in use by the occupants of the apartment.
- The BM will register the cell numbers on the system.
- The BM will register the resident's cell number to the applicable door that is required nl. A/B, C/D or E/F.
- Each newly registered cell number will be alerted by a SMS (welcome message) accompanied by a web link to Accentronix. The SMS will include instructions and a link to the operating App. Refer to figure for a reference to the Accentronix App icon.

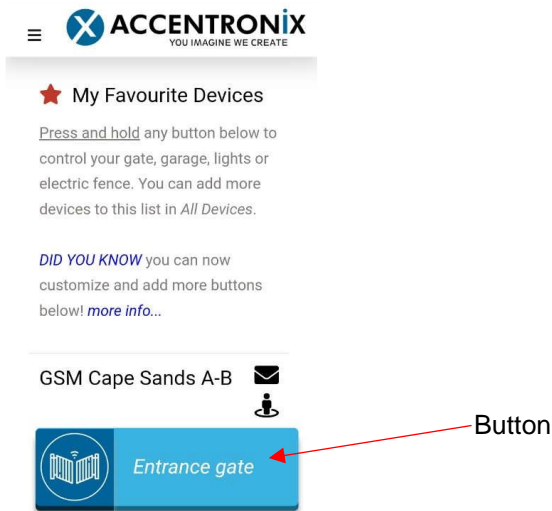


Accentronix App icon

- e) Download and install the Accentronix App.
- f) Follow the registration instructions. A one-time pin (OTP) will be returned to the same SMS to activate your cell number.

6 OPERATION

- a) The App can be used to open the relevant entrance door by pressing and holding the blue button in the App itself for at least 1 second. Refer to figure for a reference to the display interface of the Accentronix App.



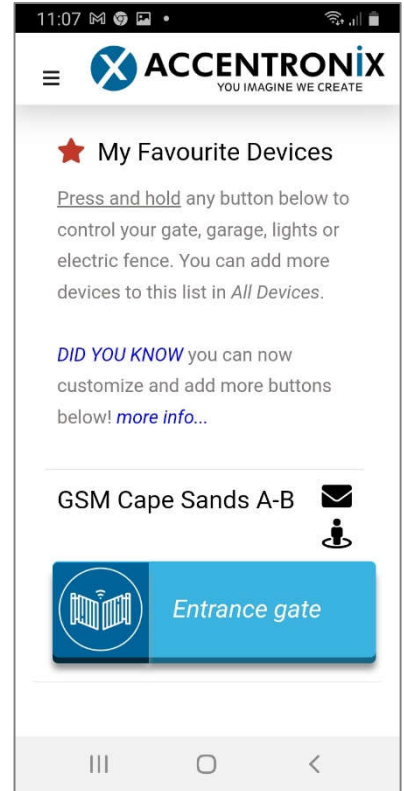
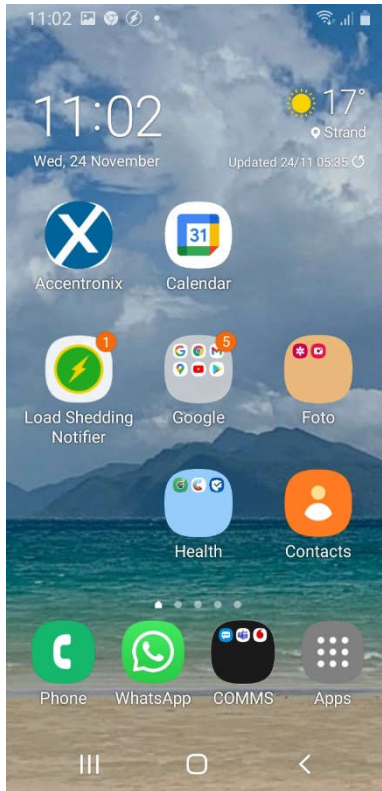
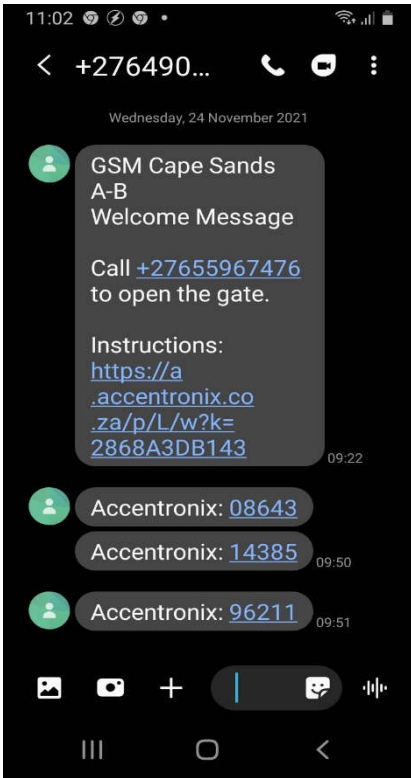
Accentronix App Display Interface

- b) Once the door is opened via the App the cell phone will receive an alert notice that the door was opened.

7 VISITORS

- a) Visitors need to refer to the access code table next to the intercom. Visitors need to press the allocated 4-digit code that correspond to the unit number (only the 4 digits).
- b) The registered phone will ring on the resident's side and the visitor needs to wait for the resident to answer through the speaker.
- c) Once the resident has identified the visitor the resident needs to press "1" on their cell phone for door activation. Please note the resident can also press the button on the App to open as explained in Section 6.

--- END OF DOCUMENT ---



Download the Accentronix Smart Home App to control your gate, garage or electric fence
- [Download now](#)

You have access to the following Devices

Device : GSM Cape Sands A-B, C-D,E-F

SIM 1 : +27655967476

SIM 2 : +27633272608

How to use:

Use the app to control the device, alternatively you can call or send a please-call-me to any of the above numbers to open the gate/garage. Calls are automatically disconnected and not charged. Ensure that your caller-id is enabled.

Intercom buttons assigned to you

Device : GSM Cape Sands A-B, C-D,E-F

Button No : XXXX

SIM 1 : +27655967476

SIM 2 : +27633272608

How to use:

Use the app to control the device, alternatively you can call or send a please-call-me to any of the above numbers to open the gate. Calls to the intercom are automatically disconnected and not charged. Ensure that your caller-id is enabled.

If someone presses the above buttons on the intercom you will receive a call on you phone. Answer, and after you identified the person simply press '1' on your phone to open the main gate. Press '2' on your phone to open the pedestrian gate (if applicable).

You have restricted access control to the following devices

How to use:

Use the app to control the device, alternatively you can call or send a please-call-me to any of the above numbers to open the gate/garage. Calls are automatically disconnected and not charged.

You have control over the following devices

How to use:

Download the Accentronix Smart Home App to control your devices.